

Details of interaction in U5


Group: Frélich Lukás; Kim YongSung; Thanh-Nguyen Ngo; Utkarsh Upadhyay

Date: 29/05/2011

This document briefly describes the various interactive gestures performed in the video submitted for assignment U5.

Scenario 1 (Easy): Mr. Pascal

In this scenario, we have only one but very useful gesture:



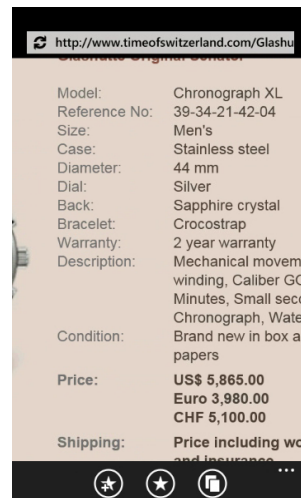
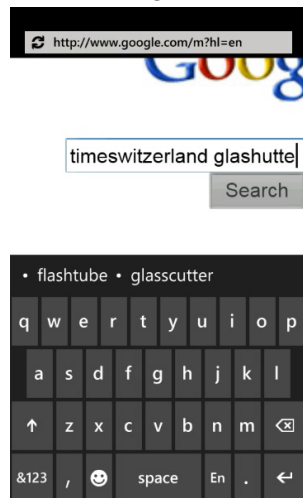
This gesture is of simply **tapping twice on the pockets** to silence mobile phone irrespective of whether the mobile phone is in the pockets or is lying elsewhere.

Scenario 2 (Medium difficulty): Min Jun

In this scenario, Min Jun uses CWear in a very basic manner, using only one of the two screens and using standard applications. The intra-application gestures are derived from the gestures currently used in touch based applications (iPad, Android, Windows Phone, etc.).

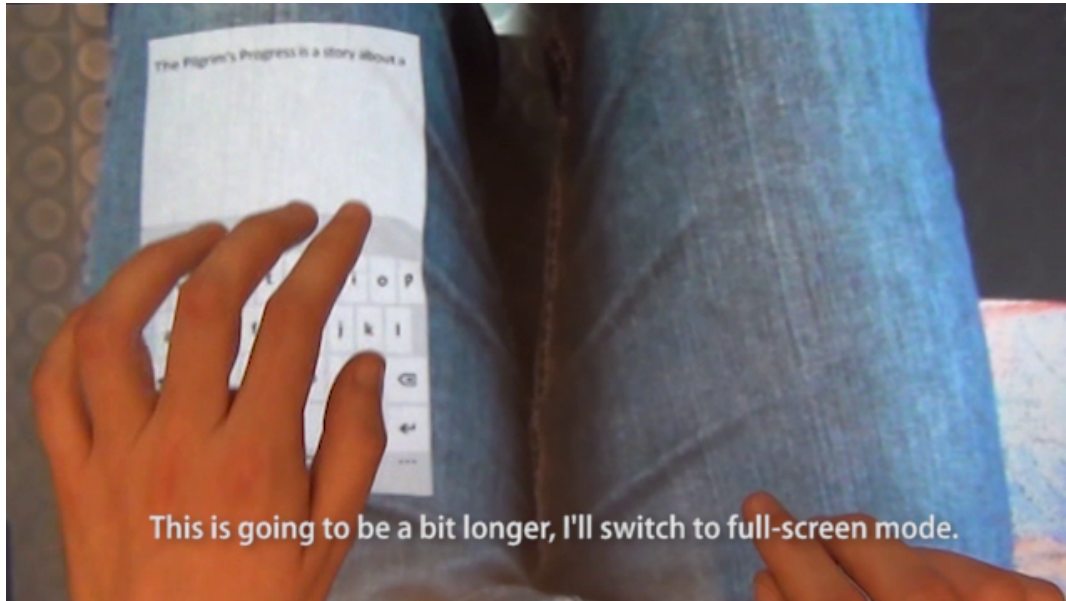


The website he searches for and the final result he finds are shown here. Apart from these, he does a final gesture to close the browser. This gesture will be explained in detail in the next section.

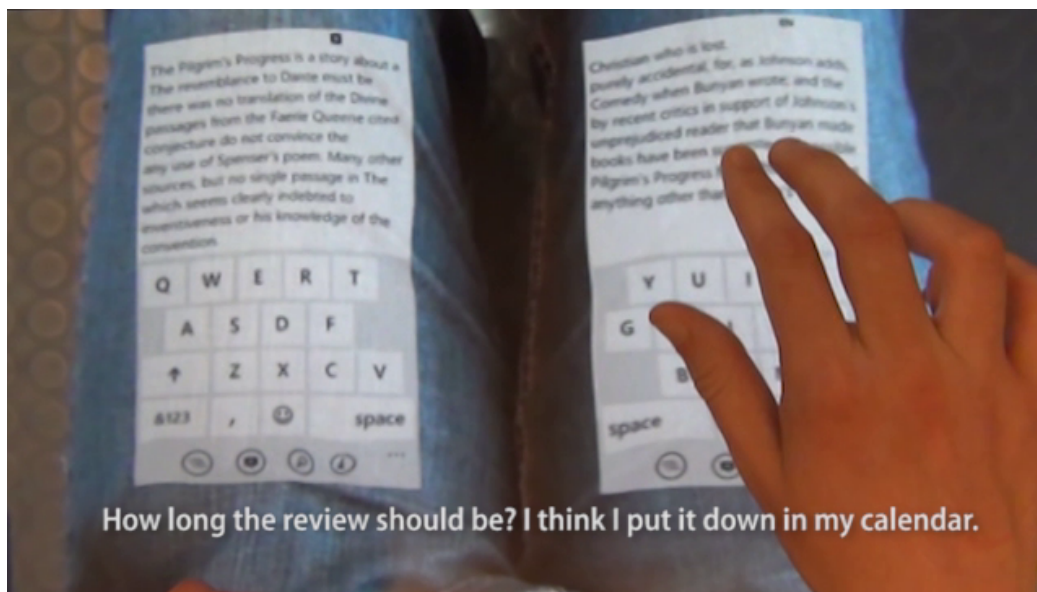


Scenario 3 (Difficult): John

In this scenario, John makes a rich use of CWear, starting with the opening gesture, the **double tap on the knees** (clearly visible in the video) and then starts typing the review. To turn to full screen, he **swipes up with three (more than one) fingers**:

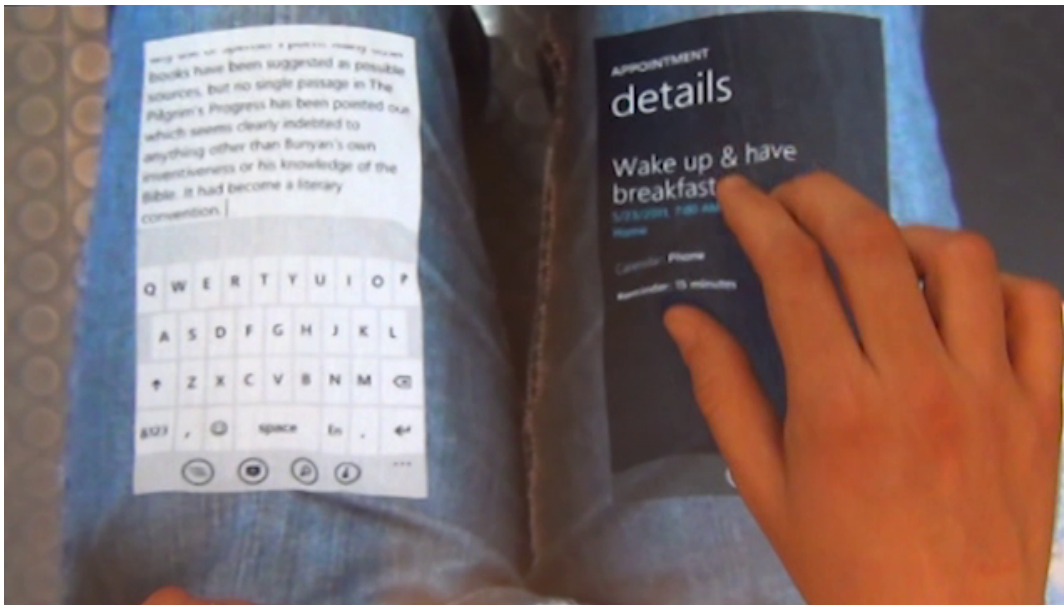


Upon which the application becomes full screen. After that, he continues with his review until he has to find how long the review should be and he opens the application menu by **swiping down with two (more than one) fingers**:



After that, he opens the calendar application, opens events and then maximized the calendar using the

same gesture as above **swipe with two (more than one) fingers:**



He finally finds the requirements which are the following:

<http://www.cse.hcmut.edu.vn/~ntnguyen/>

Review requirements for Pilgrim's Progress

As with almost all of your other review, this book review should contain a thesis, which you prove by providing specific evidence and analyzing that evidence.

Length: 800-900 words

As with all of your work:

- double-space or space-and-a-half between lines
- 12 point font
- reasonable margins

REQUIREMENTS

Title: The title should be the bibliographic entry for the book plus the number of pages, whether there are appendices, images, and/or



Then to return to his review, he **holds with two (more than one) fingers** and, on the other screen, **swipes with two (more than one) fingers**:

